



NAME: LED Wall Pack Light

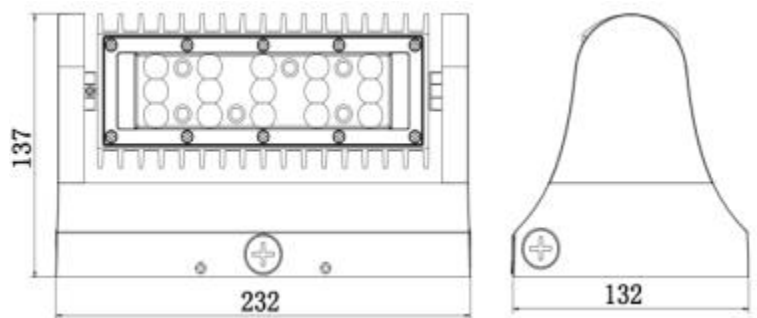
P/N : WPS-70402-05

Advantages

- UL, cUL, DLC
- IP65 Internal driver
- Input voltage 100-277V AC
- No UV or IR in the beam
- Easy to install and operate
- Energy saving, long lifespan
- Instant start, NO humming
- Green and eco-friendly without mercury

Applications

- ◆ Entrance lighting, courtyard lighting
- ◆ Industrial lighting, outdoor landscape lighting
- ◆ Hotels
- ◆ Wall lighting



| PRODUCT SPECIFICATIONS | |
|----------------------------------|---------------------------------------------|
| Product name | LED Wall Pack Light |
| Light Type | Corn Light |
| Part No | WPS-70402-05 |
| Dimensions | 9.13" x 5.2" x 5.4" (232mm x 132mm x 137mm) |
| Technical Characteristics | |
| Cover | Clear |
| Color temperature | 5000K |
| CRI | > 70 |
| Lumens | 5100lm |
| Luminous Efficacy | 128 lm/W |
| Input Power | 40 W |
| Viewing Angle | 60 degree |
| Input Voltage | 100-277V AC 50/60Hz |
| PFC | >90% |
| Driver Model | China brand driver |
| Waterproof Rating | IP65 |
| MATERIALS | |
| LED Brand | CREE |
| LED Type | MHB-B |
| LED QTY | 15 PCS |
| Housing | Aluminum |
| Housing color | Black |
| OTHER | |
| Operating Temperature | -4°F to +113°F (-20°C to +45°C) |
| Operating Humidity | 20%-90% RH |
| Storage Temperature | -22°F to +176°F (-30°C to +80°C) |
| Storage Humidity | 10%-95% RH |
| Application | Indoor/Outdoor |
| Safety Certification | UL, cUL, DLC |
| Warranty Time | 5 Years |

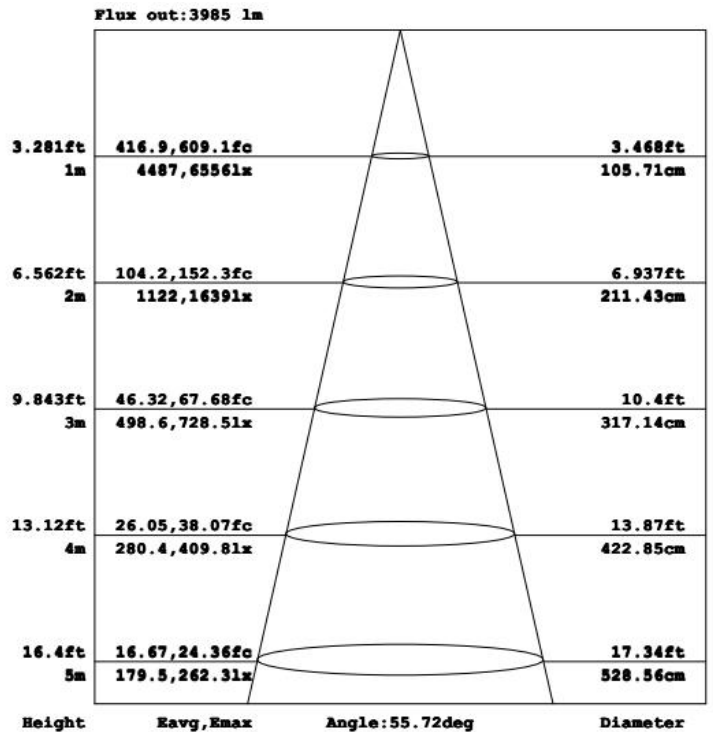
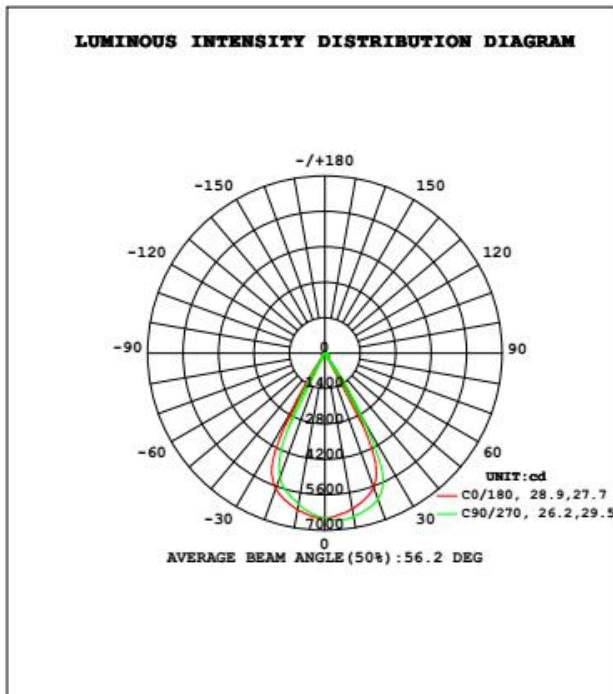
Exxon Lighting Corporation

Tel: +1-941-404-6437
www.exxonlighting.com

Fax: 1-866-619-0925
E-mail: sales@exxonlighting.com

Light Distribution Testing Parameters

| DATA OF LAMP | | PHOTOMETRIC DATA | | | |
|-------------------|---------|------------------|--------|--------------------------|-----------|
| MODEL | | Imax (cd) | 6618 | S/MH (C0/180) | 0.83 |
| NOMINAL POWER (W) | 40 | LOR (%) | 100.0 | S/MH (C90/270) | 0.75 |
| RATED VOLTAGE (V) | 120 | TOTAL FLUX (lm) | 5131.2 | η UP, DN (C0-180) | 0.2, 54.2 |
| NOMINAL FLUX (lm) | 5131.16 | CIE CLASS | DIRECT | η UP, DN (C180-360) | 0.1, 45.5 |
| LAMPS INSIDE | 1 | η up (%) | 0.3 | CIBSE SHR NOM | 0.75 |
| TEST VOLTAGE (V) | 120.0 | η down (%) | 99.7 | CIBSE SHR MAX | 0.80 |

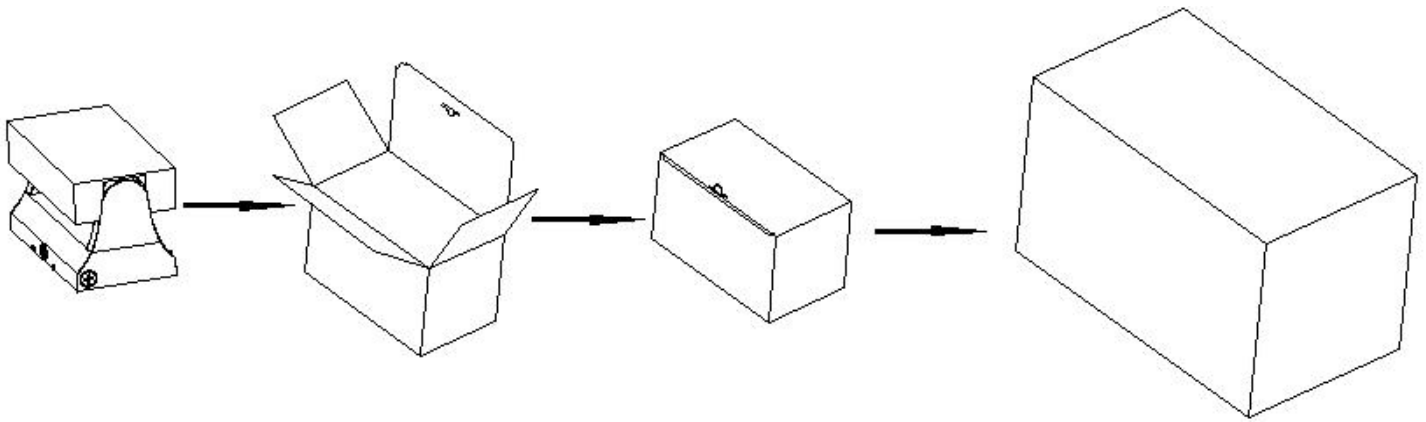


Note: The Curves indicate the illuminated area and the average illumination when the luminaire is at different distance.

Package

Lamps Net Weight: 4.18 lbs (1.9 kg)

| | Size | Qty/Carton | Weight/Carton |
|-----------|-----------------------|------------|---------------|
| Outer box | 19.5" x 11.6" x 13.2" | 8 | 39.25 lbs |



Notice For User

- ◆ Turn off the power before installing or changing the assembly parts.
- ◆ The input voltage and lamp should be matched.
- ◆ Make sure the wiring is insulated.
- ◆ Professionals only should install or disassemble the lamps.

Troubleshooting

| Problem | Check points |
|------------------------|---------------------------------------------------------------------------------------------------|
| Flickering of the lamp | Turn off the power and turn on again in 3 minutes. If same phenomena occurs, call a technician |
| Not working | Check the connections |